



U.S. Embassy Brussels, Belgium

Please follow the steps below before your immigrant visa interview at the U.S. Embassy in Brussels, Belgium.

Step 1: Register your document delivery address online

You need to register your appointment and document delivery address online. This gives us with the information we need to return your passport to you after your interview. Registration is free. Click the “Register” button below to register. If you want to cancel or reschedule your appointment, you will be able to do so after you register your appointment.

[Register](#)

Step 2: Complete your pre-interview checklist

It is important that you bring all required **original** documents to your interview. We’ve created a checklist that will tell you what to bring. Please print the checklist below and bring it to your interview along with the listed documents.

[Pre-Interview Checklist](#)

Step 3: Get a medical exam

As soon as you receive your appointment date, you must schedule a medical exam in Belgium. Click the “Medical Exam Instructions” button below for a list of designated doctors’ offices in Belgium. Please schedule and attend a medical exam with one of these doctors before your interview.

[Medical Exam Instructions](#)


Step 4: Review interview guidelines


Read our interview guidelines to learn about any special actions that you need to take before your visa interview.


[Interview Guidelines](#)


Contact information


U.S. Embassy
Boulevard du Régent 25
Regentlaan 25
Brussels 1000

 Phone:
(32) 2/ 811.4000

 Email:
brusselsiv@state.gov

 Website:
be.usembassy.gov

 Cancel and Reschedule:
[Appointment Service](#)

 Map:



Other links

- [Diversity visa instructions](#)
- [After your interview](#)
- [Frequently asked questions](#)
- [Where to find Civil Documents](#)

Social media



Interview Preparation Video



Updated June 17, 2025



Medical Exam Instructions

All immigrant visa applicants, regardless of age, require a medical examination prior to the issuance of a visa. Only a physician accredited by the U.S. Embassy can perform this exam. **It is your responsibility to schedule a medical exam with one of the doctors listed below before your visa interview** at the U.S. Embassy. Medical examination results from other physicians will not be accepted.

Approved physicians:

Dr. Thomas Van Looy
Dr. Matthias Boogaerts
Mediport - Italiëlei 55
2000 Antwerp
Mon to Fri 09:00 -12:00,
No appointment needed.
(excluded: public holidays)
Phone: +32 3 229 07 70
E-mail: info@mediport.be

Dr. Raphael Nardone
Dr. M.J. Schellens
Dr. Louise Hermand
Centre Medical Meyser
Boulevard Leopold III no. 5
1030 Brussels
Online Appointments:
[Progena](#)

Dr. Jean Koppes
Dr. Daniel Mart
29 rue Alphonse
München
L-2172 Luxembourg
Luxembourg
Phone:
00352/45.83.93

Items to bring to your medical examination

Be sure to fill out the [questionnaire](#) concerning your medical background and present it to the doctor. Please also take your identity card or passport with you and 4 photos, as well as a printout of the DS-260 confirmation page. The fee for the medical examination must be paid on the spot (see table below):

	Antwerp	Brussels	Luxembourg
	€	€	€
Consultation	223	150	110
X-Rays	77.50	100	27
Laboratory	25 – 76.5	50	30 – 60
Total	325.5 - 377	300	167 - 187

It is essential that you be on time for the medical examination. Failure to keep an appointment may delay your immigrant visa issuance. Please note that you need to bring your medical results on the day of your appointment at the Embassy.

Persons under 15 years of age do not require a blood test or X-rays.

During the Medical Exam

The medical examination will include a medical history review, physical examination, and chest X-ray and blood tests (for applicants 15 years of age or older). The United States also requires tuberculosis (TB) testing for all applicants two years of age and older. Please be prepared to discuss your medical history, medications you are taking, and current treatments you are undergoing. More information on general medical requirements for U.S. immigrants is available on [the Centers for Disease Control and Prevention's website](#).

↓ Continued on next page ↓

Medical Exam Instructions



U.S. immigration law requires immigrant visa applicants to obtain certain vaccinations prior to the issuance of a visa. Current immigrant visa vaccination requirements are available on [CDC.Gov](https://www.cdc.gov). You can also read Frequently Asked Questions about our medical examination requirements on [Travel.State.Gov](https://travel.state.gov)

After the medical exam

When your examination is completed, the doctor will provide you with exam results in a sealed envelope or send them directly to the U.S. Consulate. IF GIVEN AN ENVELOPE TO CARRY TO YOUR INTERVIEW, **DO NOT OPEN THIS ENVELOPE**. Instead, bring it to your visa interview. Any x-rays taken or the x-ray online access code will be given to you. You **DO NOT** need to bring the x-rays to your visa interview unless you suffer from tuberculosis (TB). However, you **must** carry the x-rays with you when you travel to the United States for the first time. The medical report must be less than six months old when you enter the United States as an immigrant.

IMPORTANT NOTICE TO IMMIGRANT VISA APPLICANTS CONCERNING VACCINATION REQUIREMENTS

Panel physicians who conduct medical examinations on behalf of immigrant visa applicants are required to verify that immigrant visa applicants have met the vaccination requirement, or that it is medically inappropriate for the visa applicant to receive one or more of the listed vaccinations.

To assist the panel physician, and to avoid delays in the processing of an immigrant visa, all immigrant visa applicants should have their vaccination records available for the panel physician's review at the time of the immigrant medical examination. Visa applicants should consult with their regular health care provider to obtain a copy of their immunization record, if one is available. If you do not have a vaccination record, the panel physician will work with you to determine which vaccinations you may need to meet the requirement. Certain waivers of the vaccination requirement are available upon the recommendation of the panel physician.

Only a physician can determine which of the listed vaccinations are medically appropriate for you, given your age, medical history and current medical condition.

Supplemental charges for vaccination against the following diseases will apply. Please inquire with the panel physician regarding the vaccination charges.

- Diphtheria, tetanus, and pertussis
- Measles, rubella and mumps
- Polio (inactivated) or (live oral)
- Hepatitis A
- Hepatitis B
- Haemophilus influenzae type b(Hib)
- Varicella
- Pneumococcal for adults
- Pneumococcal for children
- Meningococcal
- Influenza
- Rotavirus

↓ Continued on next page ↓



Medical Exam Instructions

Table: Requirements for routine vaccination of immigrants examined overseas who are not fully vaccinated or lack documentation.

Vaccine	Age						
	Birth - 1 month	2 - 11 months	12 months - 6 years	7 - 10 years	11 - 17 years	18 - 64 years	≥ 65 years
DTP/DTaP/DT	NO	YES		NO			
Td/Tdap	NO			Sometimes*	Yes, substitute 1-time does of Tdap for TD booster; Then boost with Td or Tdap every 10 years		
Polio ** (IPV/OVP)	NO	YES				NO	
Measles, Mumps, and Rubella	NO		YES, if born in 1957 or later				NO
Rotavirus ***	NO	YES, 6 weeks to 8 months	NO				
Hib	NO	YES, 2 - 59 months old		NO			
Hepatitis A	NO		YES, 12 months through 18 years old			NO	
Hepatitis B	YES, through 59 years old						NO
Meningococcal (MenACWY)	NO				YES, 11 - 18 years old	NO	
Varicella	NO		YES				
Pneumococcal	NO	YES, 2 - 59 months old (for PCV)		NO			One dose PCV15 followed by PPSV23 or one dose PCV20
Influenza	NO, if less than six months old		YES, ≥6 months (annually when flu vaccine is available in country of exam)				
COVID-19 ****	NO, if less than six months old		YES, ≥6 months See COVID-19 section for additional information				

DTP=pediatric formulation diphtheria and tetanus toxoids and pertussis vaccine; DTaP=pediatric formulation diphtheria and tetanus toxoids and acellular pertussis vaccine; DT=pediatric formulation diphtheria and tetanus toxoids; Td=adult formulation tetanus and diphtheria toxoids; Tdap=adolescent and adult formulation tetanus and diphtheria toxoids and acellular pertussis vaccine (*Children 7-10 years old sometimes need a dose of Tdap depending on their vaccine history. See [Diphtheria, Tetanus and Pertussis-Containing Vaccines Catch-Up Guidance \[PDF – 2 pages\]](#) on CDC's website for additional information).

IPV=inactivated poliovirus vaccine (killed); OPV=oral poliovirus vaccine (live); Hib=*Haemophiles influenzae* type b conjugate vaccine; MenACWY=quadrivalent meningococcal conjugate vaccine; PCV=pneumococcal conjugate vaccine; PPSV=pneumococcal polysaccharide vaccine. ** Please see posted [Addendum to Technical Instructions for Panel Physicians for Vaccinations](#) on CDC's website for changing guidance about polio vaccine. ***Rotavirus vaccination should not be initiated for infants aged 15 weeks 0 days or older.

This table describes vaccine requirements for U.S. immigrant visa and status adjustment applicants and does not include recommendations for other clinical purposes. See the [Immunization Schedules](#) on CDC's website for number and spacing of doses for required vaccines. **** Note: In Belgium, COVID-19 vaccinations for immigrant visa purposes to the United States, are required as of 5 years old.

Pre-Interview Checklist ☒



Please use the list below to determine the items that every applicant must bring to the immigrant visa interview:

- ☐ A copy of your NVC interview letter (does not apply to Diversity Visa, fiancé (e), adoptive, or asylee/refugee applicants).
- ☐ Unexpired passport valid for six (6) months beyond your intended date of entry to the United States and a photocopy of the biographic page (where your name and photo are located).
- ☐ Two (2) color photographs of each person applying for a visa (5 cm x 5 cm, or 2 inch x 2 inch). Please review our [online photo requirements](#).
- ☐ Confirmation page from the Form DS-260 Application for an Immigrant Visa you submitted online at ceac.state.gov/iv.
- ☐ Your **original** birth certificate and a photocopy.
- ☐ Medical examination results in a sealed envelope (*if the physician gives you these results*).
- ☐ Original or certified copies of birth certificates for all children of the principal applicant (*even if he or she is not accompanying*).

Applicants who fall into any category listed in italics below should bring these additional documents:

For family-based visa applications:

- ☐ The appropriate [Form I-864 Affidavit of Support](#) for **each** financial sponsor along with a photocopy of the sponsor's IRS transcript or most recent U.S. federal income tax return, and any relevant W-2s.
- ☐ Proof of your U.S. petitioner's status and [domicile](#) in the United States (photocopy of a U.S. passport, birth certificate, naturalization certificate, or lawful permanent resident card).
- ☐ Evidence of the relationship between the petitioner and visa applicant (such as photographs, letters, or emails).
- ☐ *If you are married:* Your **original** marriage certificate and a photocopy.
- ☐ *If you were previously married:* Your **original** divorce or spouse's death certificate, and a photocopy.
- ☐ *If you are older than 16 years of age:* The **original** [police certificate](#) from your country of current residence, any countries where you lived for more than 12 months, and any country where you have been arrested. If you previously submitted a police certificate to NVC, it is more than two (2) years old, and you still live in that country, you **must** obtain and bring a more recent police certificate to the interview as the one you previously submitted will have expired.
- ☐ *For employment-based visa applications:* Letter from your U.S. employer dated less than one month ago.
- ☐ *If you have ever been convicted of a crime:* Court and criminal records, and a photocopy.
- ☐ *If you have served in any country's military:* Military records and a photocopy.
- ☐ *If you are adopted:* Adoption papers or custody documents, and a photocopy.
- ☐ *If you are the petitioner's stepchild:* The **original** marriage certificate of the petitioner and your biological parent, and a photocopy along with divorce records for any previous marriages of either parent.

Interview Guidelines



Rescheduling or cancelling your interview

If you are unable to attend your appointment, reschedule your visa interview online at usvisaapppt.com/visa. **There may be a significant wait before the next available appointment**, so please attempt to attend the date already assigned. For some family-based and employment preference visa categories, a visa became available within the month you have been scheduled by NVC. DV applicants should be aware that visas are numerically limited and must be issued by September 30 of the program year. **There is no guarantee that a visa will still be available on the date of your rescheduled interview.** Please carefully consult the [Visa Bulletin](#) before you decide to reschedule your interview.

Please note: Rescheduling is only possible on a date after your assigned appointment.

Security screening procedures

All visitors to the U.S. Embassy must follow certain security procedures. Any visitor who declines to be screened by U.S. Embassy security personnel will be unable to enter the embassy. To avoid delaying your entry and that of those in line behind you, please bring only what is required for your interview.

Do not bring any electronic devices, luggage, backpacks, or bags of any kind to the interview. You will not be allowed to enter with them and there is no place to store them.

Accompanying persons

The following persons may accompany a visa applicant to their interview:

- Interpreter: Applicants may bring ONE interpreter if they do not speak English, French, or Dutch well enough to participate in an interview.
- Special Needs Visitors: Applicants may bring ONE person to help if they are elderly, disabled, or a minor

child. Attorneys are **not** permitted to accompany clients into the waiting room or to their interview.

Immigrant visa fees

If you have not paid all required fees to either the National Visa Center or via the appointment website, please be prepared to pay these fees on the day of your interview.

All fees may be paid in U.S. dollars. We accept cash and credit cards only. *Please note that if you are found ineligible to receive a visa, the application fee cannot be refunded.* A complete list of fees can be found [here](#).

Do not make travel plans outside of Belgium

If your visa is approved, we will keep your passport at the embassy while we prepare your immigration packet and print a visa for your passport. We will return your passport to you later. If you have to travel within Belgium while your passport is still with us, please make sure you have a valid picture ID other than your passport.



After Your Visa Interview

A consular officer can make a decision on a visa application only after reviewing the formal application and interviewing the applicant. ***There is no guarantee that you will receive a visa.*** Do not sell your house, car or property, resign from your job or make non-refundable flight or other travel arrangements until you have received your immigrant visa.

If more information is needed

Sometimes a consular officer is unable to make a decision on a visa application because he/she needs to review additional documents or the case requires further administrative processing. When you have collected the additional documents required, please schedule a follow-up appointment on usvisaappt.com/visa, to come back to the Embassy to submit these documents.

Administrative processing takes additional time after the interview. Most administrative processing is resolved within 60 days. However, the timing varies based on the circumstances of each case. Before inquiring about the status of administrative processing, please wait **at least 60 days** after your interview.

What happens after visa approval

Passport, Visa, and Sealed Immigrant Packet – We will place your immigrant visa on a page in your passport. Please review your visa to make sure there are no spelling errors. We will also give you a sealed envelope containing documents that you must give to U.S. immigration authorities when you arrive in the United States for the first time. ***Do not open this envelope. You must carry it with you. Do not put it in your checked luggage.*** If you receive X-rays during your medical examination, carry those with you and give them to the U.S. immigration authorities.

USCIS Immigrant Fee – All individuals who are issued immigrant visas overseas must **pay an Immigrant Fee** to U.S. Citizenship and Immigration Services (USCIS) **prior to traveling** to the United States. This fee is for processing your residency status and printing your Permanent Resident Card. The only people exempt from paying this fee are: children entering the United States under the Hague Process, returning residents, and people traveling on a fiancé (e) (K) visa.

When You Should Travel – You must enter the United States *before* the expiration date on your visa, which is usually six (6) months from the date of your medical exam. Your visa cannot be extended and all fees are nonrefundable. The principal applicant must enter **before or at the same time** as other family members with visas. Unless they are eligible for benefits under the Child Status Protection Act, children who are issued a visa before turning 21 years of age must enter the United States **before** their 21st birthday to avoid losing their immigrant status.

Getting a Green Card – Your Form I-551 Permanent Resident Card, also known as a green card, will be automatically mailed to the address in the United States that you write in your visa application form. This is a very important document that proves you have permission to reside in the United States. *If you plan to travel outside the U.S. before your green card arrives:* Please consult [USCIS's](https://uscis.gov) and [CBP's](https://cbp.gov) websites for rules about what documents you need to re-enter the country. We also recommend you check with the airline to ensure you are in compliance with their rules. *Once your card is issued, you should not stay outside of the United States for more than one year. If you do, you will lose your status as a Lawful Permanent Resident.*

Children's Issues – In the United States, children are required to have certain vaccinations before they can enroll in school. We recommend that you bring your child's complete vaccination records with you to the United States. If your child is adopted, you have full custody as a result of a divorce, or you share custody with another parent, you should bring a copy of all applicable adoption or custody papers from the authoritative court in your home country. You will need these papers (translated into English) for issues such as school enrollment, medical care, and eventual citizenship.

Information for New Immigrants – Please visit the USCIS web page for helpful information on moving to the United States. You can read their publication "[Welcome to the United States: A Guide for New Immigrants](https://uscis.gov/Welcome-to-the-United-States-A-Guide-for-New-Immigrants)" online.

Diversity Visa Applicants – Additional Information



If you are interviewing for a Diversity Visa (DV), all of the above instructions apply to you. Please schedule and attend a medical examination prior to your visa interview and gather the required documents.

*Below are additional instructions that apply **only** to DV applicants.*

Bring to your DV interview

In addition to the documents listed on the [Pre-Interview Checklist](#) in this package, DV applicants should also bring the following items to your visa interview:

- ☐ Appointment information printed from the “Entrant Status Check” on the [E-DV website](#).
- ☐ Documents showing that you have either a qualifying high school education **OR** two (2) years of qualifying work experience in the five (5) years immediately prior to application (for the principal applicant only; more information is available [online](#)).
- ☐ Payment in cash of the \$330 Diversity Visa Application Fee for each DV applicant.

Review your DV Lottery entry

Prior to your DV interview, we recommend that you review the data on your initial E-DV entry. On your initial E-DV application, you must have correctly entered your marital status. If you are legally married you must have listed your spouse, even if you are currently separated from him/her (unless your spouse is a U.S. citizen or Lawful Permanent Resident).

Additionally, you must have listed ALL of your living children who were unmarried and under 21 years old at the time you completed the application. This includes your natural children, your spouse’s children, or children you have formally adopted in accordance with the laws of your country.

Failure to have listed an existing spouse or children at the time of your entry in the Diversity Visa lottery will result in the denial of your visa and visas for your family. Any fees paid to the U.S. government in support of your visa application(s) are nonrefundable. If you failed to include a child who had already been born, or a spouse to whom you were married when you entered the lottery, you should not proceed with the DV application. You can review the full DV eligibility requirements [online](#).

Medical Exam Questionnaire



Please complete this form and take it with you when you go to the doctor, it will be retained as part of your medical report.

LAST NAME _____ FIRST NAME _____

AGE _____ SEX _____

	YES	NO
Have you ever been examined medically for a visa or a permit to enter the United States?		
Have you ever been in a hospital for any condition? List the name of the hospitals and dates that you stayed there:		
Have you ever had Tuberculosis? Any lung or chest disease? Have you ever had pleurisy?		
Have you ever had any illness requiring prolonged treatment at home or elsewhere? If so, give details:		
Have you ever suffered from trachoma or any serious eye disease?		
Have you ever suffered from blood or venereal diseases?		
Have you ever suffered from epilepsy, convulsions, seizures, fits, or fainting spells?		
Have you ever suffered from a nervous or mental condition?		

I hereby certify the above information given by me is correct.

DATE _____ SIGNATURE _____